



www.reggianariduttori.com

Mobile Solutions

REGGIANA RIDUTTORI S.r.l.

Via Martiri di Marzabotto,7

42020 - S. Polo d'Enza (RE) - ITALY

tel. +39.0522.259111 - fax +39.0522.874321

info@reggianariduttori.com

MADE IN ITALY



 **REGGIANA
RIDUTTORI**
PLANETARY REDUCTION **GEARS**

2017_R02

 **REGGIANA
RIDUTTORI**
PLANETARY REDUCTION **GEARS**



POWER DRIVES

Solutions for the Mobile Industry

With over 40 years of Engineering experience, Reggiana Riduttori is one of the world's leading companies in the design and manufacture of gearboxes for a wide variety of power transmission applications in the mobile industry. To ensure that the highest standards in engineering, quality and production are always met, our products are 100% manufactured in our headquarters in Italy.

Designed to resist intense application cycles, our gear units go beyond expectations. A guaranteed long life time and high resistance to torque peaks are just a couple of the many features of our product ranges. All products in our range can be equipped with custom made accessories to ensure a perfect and simple assembly on your system.




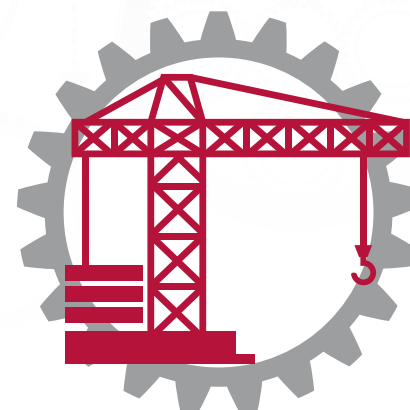
RELIABILITY



GEARBOXES 100% MANUFACTURED IN ITALY



ATEX CERTIFIED



COMPLETE RANGE UP TO 4,3 MILLION NM

DEDICATED TRAVEL HOISTING AND SLEWING DRIVES

RR/RA



T2max Nm=1,200-4,300,000
Ratio=3.4-5061

Modular planetary reduction gears.


RRTD/RRWD



T2max Nm=1,000-50,000
Ratio=5-179

Compact planetary drives.

FF/W



T2max Nm=1,200-230,000
Ratio=3.4-2500

Slewing gears.

T2FEM M5(L2-T5) Nm=39,000-660,000

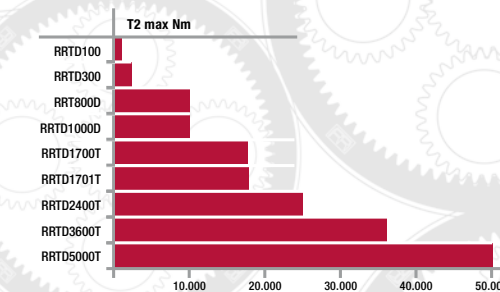
Winch drives.

P/RH/RV



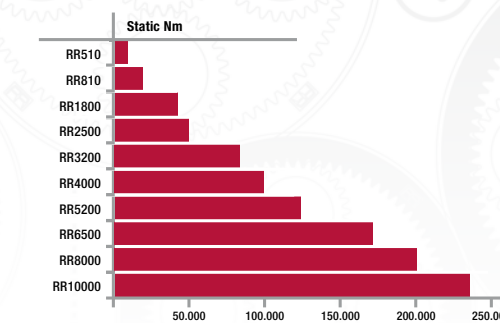
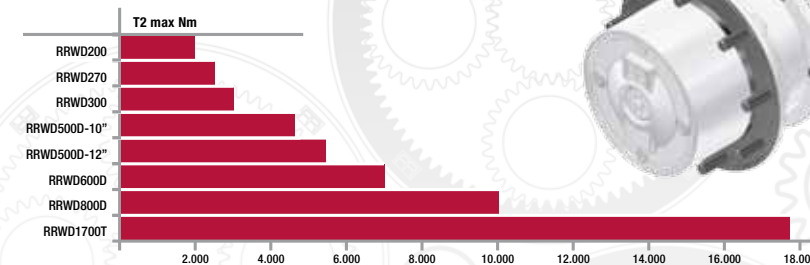
T2max Nm=2,500-4,300,000
Ratio=1.12-5061

Helical and bevel helical line, combined units.



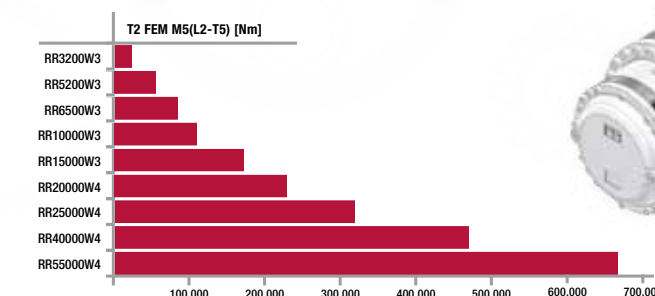
WHEEL & TRACK DRIVES

- made with alloyed steels
- maximum performances
- high resistance to impacts
- great radial and axial loads capabilities



SLEW DRIVES

- reinforced output supports
- compact dimensions
- high radial load resistance
- wide range of accessories
- negative brakes



WINCH DRIVES

- modular configurations
- double, triple and bevel options
- compact design
- wide range of accessories
- easy maintenance

